

11 Must-Know MACRAME KNOTS + Bonus Tutorials



INTRODUCTION

Welcome to a little corner of creativity, where simple knots turn into art, and a single cord can spark endless imagination. So, whether you're holding a macramé cord for the first time or returning to a hobby you love, this guide is here to walk beside you, one gentle step at a time! Think of this workbook as your cozy crafting companion. Every page is designed to help you learn, explore, and enjoy the calming rhythm of knotting. You'll discover basic knots, beginner-friendly tips, and many practice projects that will slowly build your confidence.

No rush, no overwhelm—just you, your cords, and the joy of creating something with your own hands.

As you move through the pages, don't just follow the steps; try and play with them. You shall feel the texture of the cords, notice how each knot forms, and allow yourself to enjoy the small moments of progress. Macramé is not just a craft; it's a soothing ritual that teaches patience, focus, and flow.


Ready to begin?

Grab your cord, take a deep breath, and let your fingers lead the way.

Let's start knotting something beautiful together.

Table Of Contents


Macrame knots are wonderfully simple to learn and so much fun to practice. Ready to get started?



Square Knot + Left & Right Facing Square Knot



Half Square Knot (Spiral Knot)



Reverse Lark's Head Knot



Lark's Head knot




Horizontal Double Half Hitch Knot



Vertical Double Half Hitch Knot



Diagonal Double Half Hitch Knot



Gathering Knot



Practice Wall Hanging Pattern

Want to explore the complete ebook?
Subscribe to get full access to all
designs, step-by-step tutorials, and
exclusive content.

As a subscriber, you'll enjoy:

- Access to our vintage craft library
 - A monthly trend-driven surprise curated just for you
 - Priority support + custom content whenever you need it
- And many more exclusive benefits

✨ Subscribe today and unlock the full
creative experience.